




Rental Stamps

www.georgelwilson.com




Random Stone
Brickform FM700



Ashlar Cut Slate
Brickform FM3125



Old Cobblestone
Proline CS100



Roman Slate
Proline
4' x 4'

Call for availability and pricing at the Pittsburgh location

412-321-3217

220 E. General Robinson St.
Pittsburgh, PA 15212



Standard Color Selection Guide

The colors shown are representative and approximate, as closely as possible, concrete with a flat troweled finish, sealed with BRICKFORM, solvent-based, Gem-Seal



350 Desert Tan



600 Light Gray



200 Medium Gray



100 Dark Gray



425 Autumn Brown



810 Walnut



Ready Mix Colors

ColorFlo CF Liquid | ColorFlo SG Granular | Dry Integral Color



750 Desert Tan



238 Thyme



288 Rosemary



920 Slate

These color chips represent shades of integral color based on medium tone gray Type I-II Portland cement with 4" slump. Use this chart as a guideline only.

The colors may not exactly represent the final color.

Call for availability and pricing at the Pittsburgh location

412-321-3217

220 E. General Robinson St.
Pittsburgh, PA 15212