



220 E. General Robinson St.
Pittsburgh, PA 15212
412-321-3217 412-321-6108 fax

156 N. Washington Road
Apollo, PA 15613
724-727-2772
724-727-2033 fax

4589 State Route 422
Pulaski, PA 16143
724-964-8822
724-964-8823 fax

4636 Benedum Drive
Bridgeport, WV
304-592-3217
304-592-3591 fax

A

- A3 - SNAP TIE HEAVY ... 2
- A16 - OMNI WEDGE ... 2
- A27 - TURNBUCKLE FORM ALIGNER ... 3
- A46 - LOOP TIES ... 3
- A51 - WEDGE BOLT ... 4

B

- B1 AND B2 - COIL TIES ... 4
- B11 - FLAT WASHER ... 5
- B12 - COIL ROD ... 5
- B13 - COIL NUTS ... 5
- B14A - ADJUSTABLE COIL BOLT ... 6
- B16 - COIL LOOP INSERT ... 6

C

- C24 - PRES-STEEL HALF HANGER ... 6
- C49 - BRIDGE OVERHANG BRACKET ... 7
- C60 - TYPE 4 - PRES-STEEL HANGER ... 8
- C64 - PRES-STEEL HANGER ... 8

D

- D11A - HOOK BOLTS ... 10
- D12 - ROD CLAMPS ... 9
- D101A - STRAIGHT DOWEL BAR SPLICER ... 9
- D101 DOWEL IN ... 9

G

- G1 - PIPE HOLDER ... 10
- G5 - SCREED CHAIR BASE, FREE FIT TYPE ... 10
- G14 - HEAVY DUTY SCREED HOLDERS ... 10
- G16 - HEAVY DUTY SCREED CHAIR BASE ... 10

H

- HD 25 VO ... 11
- HD 50 ... 11

L

- LEVEL TOPPING™ EXTERIOR ... 12



**PERFORM
WITH
PRECISION**





220 E. General Robinson St.
Pittsburgh, PA 15212
412-321-3217 412-321-6108 fax

156 N. Washington Road
Apollo, PA 15613
724-727-2772
724-727-2033 fax

4589 State Route 422
Pulaski, PA 16143
724-964-8822
724-964-8823 fax

4636 Benedum Drive
Bridgeport, WV
304-592-3217
304-592-3591 fax

A3 - SNAP TIE HEAVY

A3 Heavy Snap Ties are used when a higher safe working load is required. The A3 snap tie is manufactured with cold-forged integral heads and is equipped with flats or crimps to prevent turning.

A3 Heavy Snap Tie is manufactured with either hot or cold forged integral heads and is equipped with flats or crimps to prevent turning in the concrete during breakback operations. Coating the tie with wax will aid in breakback operation.

APPLICATION

Used for handset wood wall forming.

**Ties available with or without cones or washers.
2,250lbs SWL.**



FEATURES

- 3,350 lbs. SWL that adds a safety factor of approximately 2 to 1
- Available in any length from 6" to 480"
- Available with plastic cone or metal spreader
- Can be manufactured with a tight fitting neoprene washer (5/8" O.D.x0.187" I.D.x 1/8" thick) located near the center of tie to eliminate water seepage along the tie

A16 - OMNI WEDGE

A16 Omni Wedge is a high-strength snap tie wedge designed to slip over the head of standard or heavy-duty snap ties to provide ample bearing area for proper load distribution into the wales.

FEATURES

- A16 Omni Wedge is 6-1/8" long.
- Available in plain or galvanized finish.



Used with Standard or Heavy Duty Ties. Insert tie end and push wedge to tighten.



220 E. General Robinson St.
Pittsburgh, PA 15212
412-321-3217 412-321-6108 fax

156 N. Washington Road
Apollo, PA 15613
724-727-2772
724-727-2033 fax

4589 State Route 422
Pulaski, PA 16143
724-964-8822
724-964-8823 fax

4636 Benedum Drive
Bridgeport, WV
304-592-3217
304-592-3591 fax

A27 - TURNBUCKLE FORM ALIGNER

The A27 and A27M Turnbuckle Form Aligners are designed to accurately position and plumb vertical forms. The turnbuckle section of the aligner features a 1" diameter self-cleaning coil thread for fast adjustments.

Dayton Superior A27 and A27M Turnbuckle Form Aligners are designed to accurately position and plumb vertical forms. The turnbuckle section of the aligner features a 1" diameter self-cleaning coil thread for fast adjustments. Overall length of the aligner is 37" minimum and 40" maximum, offering 3" of effective adjustment.

The A27 aligner has bent nailing plate equipped with nail holes and a 15/16" hole to accept 3/4" or 7/8" steel stakes. The A27M aligner has a special attachment plate that allows direct attachment to modular type forms. Both models are rugged units that offer high reuse and labor savings. The safe working load of the aligners is limited by the lumber, nailing and/or staking methods.



Adjustable turnbuckle operation. Bent plate.

A46 - LOOP TIES

A46 - Loop Ties are designed for securing and spacing modular type forms.

A46 Loop Ties are manufactured from high strength steel.

APPLICATION

A46 Loop Ties are designed for securing and spacing

- All loop ties can be manufactured with a tight fitting neoprene washer collated near the center of the tie. The water-resistant washer is designed to help eliminate water seepage along the tie by breaking the surface continuity of the wire.

- Safe Working Load is 2,250 lbs. for standard or 3,000 lbs for heavy ties which provides a factor of safety of approximately 2 to 1.

- A46 Stainless Steel Loop Ties are available for applications that require ties resistant to rusting or other similar corrosion.

- Due to the ductility of the type 304 stainless steel wire, Dayton Superior cannot guarantee that A46 stainless steel ties will consistently provide proper breakback



Loops and end of ties work with Wedge Bolts. Wide variety of lengths in 2" increments. Standard breakback is 1". 2,250lbs SWL for Standard ties, 3,000lbs SWL for Heavy Duty ties. Straight or bent versions available.



220 E. General Robinson St.
Pittsburgh, PA 15212
412-321-3217 412-321-6108 fax

156 N. Washington Road
Apollo, PA 15613
724-727-2772
724-727-2033 fax

4589 State Route 422
Pulaski, PA 16143
724-964-8822
724-964-8823 fax

4636 Benedum Drive
Bridgeport, WV
304-592-3217
304-592-3591 fax

A51 - WEDGE BOLT

A51 Wedge Bolt is used with A46 Loop Panel Ties, B21 Plylags, etc., to secure modular type forms. A51 Wedge Bolts are manufactured from high strength steel.

APPLICATION

A51 Wedge Bolt is used with A21X Flat Ties, A46 Loop ties, A48 Gang Loop Ties, and B21 Plylags to secure modular type forms.

Two Wedge Bolts interlock to engage with Loop Ties or X-Flat Ties. No special tools required... just a tap with a carpenter's hammer installs them securely.



½" Diameter, 4,500 lbs SWL Standard 2-Strut, 6,750 lbs SWL Heavy Duty 2-Strut. 1" Diameter 13,500lbs SWL.



½" Diameter, 4,500 lbs SWL Standard 2-Strut, 6,750 lbs SWL Heavy Duty 2-Strut. 1" Diameter 13,500lbs SWL.



FEATURES

- Safe Working Load is 3,750 lbs. which provides a factor of safety of approximately 2 to

B1 AND B2 - COIL TIES

B1 Two-Strut Coil Tie and B2 Four-Strut Coil Tie, when used as inserts for lifting and handling thin wall precast elements, are extremely effective. Coil ties are available with an optional B3 Screw-on Coil for use with the B30 Screw-on Plastic Cone to set the insert back from the face of the concrete. Minimum spacing between inserts is twice the corner distance.

B1 & B2 coil ties are strong, versatile resistance welded ties designed to take the abuse encountered in medium and heavy concrete construction.

APPLICATION

The coil ties can be used as a combination tie and form spreader when it is not necessary to keep the ends of the tie back from the face of the concrete.

- To determine the required coil tie length, subtract two times the desired or specified setback from the wall thickness
- Safe working load provides a factor of safety of approximately 2 to 1
- Can be used with B4 Water Resistant Washer to break the continuity of the tie to help eliminate water seepage long the tie.



220 E. General Robinson St.
Pittsburgh, PA 15212
412-321-3217 412-321-6108 fax


156 N. Washington Road
Apollo, PA 15613
724-727-2772
724-727-2033 fax

4589 State Route 422
Pulaski, PA 16143
724-964-8822
724-964-8823 fax

4636 Benedum Drive
Bridgeport, WV
304-592-3217
304-592-3591 fax

B11 - FLAT WASHER

- * For use with all types and sizes of bolts and coil rod.
- * Made from carbon steel.
- * Sizes shown will effectively transfer loads to wooden strongbacks.
- * Maximum space between strongbacks should not exceed bolt diameter, plus 1/4".



Standard washer: 3" x 4" x 1/4" for 1/2" Bolt, 4" x 5" x 1/4" for 3/4" Bolt, 5" x 5" x 1/2" for 1" Bolt, 5" x 5" x 1/2" for 1-1/4" Bolt, 5" x 5" x 3/4" for 1-1/2" Bolt

Heavy Duty washer: 4" x 5" x 1/4" for 1/2" Bolt, 5" x 5" X 3/8" for 3/4" Bolt, 7" x 7" x 3/4" for 1" Bolt, 7" x 7" x 3/4" for 1-1/4" Bolt, 7" x 7" x 3/4" for 1-1/2" Bolt.

B12 - COIL ROD

Field cutting can be accomplished with bolt cutters or carborundum blades. B12 Continuous Coil Threaded Rod is manufactured from high strength cold rolled steel.



APPLICATION

B12 is capable of servicing many applications and uses in the field. It can be used as form ties, combination ties with coil ties for concrete embedments, and for bridge hangers to bridge overhang bracket attachments.

FEATURES

- Available in 1/2" to 1-1/2" diameters
- Available in 12' length
- Field cutting can be accomplished with bolt cutters or carborundum blades
- B12 requires one B25 or two B13 nuts to develop ultimate load

- 1/2" dia.: Gr. 1035/1038/1045 MHC Steel
- 5/8" & 3/4" dia.: Gr. 1035/1045
- 7/8", 1-1/4" & 1-1/2" dia.: Gr. 1045
- 1" & 1-1/8" dia.: Gr. 10V45

High tensile strength. Right hand or left hand threads. Diameters 1/2" to 1-1/2".

B13 - COIL NUTS

B13 Coil Nuts are available with coil threads in 1/2", 3/4", 1", 1-1/4" and 1-1/2" diameters, RH (B13R) and LH (B13L) threads. **Right hand or left hand threads (B13L)**

APPLICATION

B13 Coil Nuts are used with B12 Coil Rod in many applications and used in the field.

FEATURES

- These nuts are right hand threads.
- B13 Coil Nuts are available in 1/2" to 1-1/2" diameters.
- Two B13 Coil Nuts are required to develop B12 Coil Rod Ultimate Load.





220 E. General Robinson St.
Pittsburgh, PA 15212
412-321-3217 412-321-6108 fax

156 N. Washington Road
Apollo, PA 15613
724-727-2772
724-727-2033 fax

4589 State Route 422
Pulaski, PA 16143
724-964-8822
724-964-8823 fax

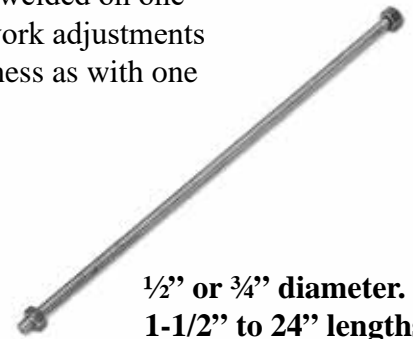
4636 Benedum Drive
Bridgeport, WV
304-592-3217
304-592-3591 fax

B14A - ADJUSTABLE COIL BOLT

Adjustable Coil Bolt consists of a length of B12 Coil Rod with a B13 Coil Nut welded on one end and a free-running B13 Coil Nut on the other end. The B14A allows formwork adjustments to be made with the free-running nut and can accommodate various form thickness as with one size adjustable bolt. This is especially useful in forming battered walls.

FEATURES

- B14A Adjustable Coil Bolts are designed to be reusable, but they do wear and must be continuously inspected and replaced when wear or damage is noted.
- A waterproof grease should be applied to the portion of bolt that will be embedded in the concrete. This will facilitate bolt removal from the set concrete.
- The ultimate load of the B14A is limited by ultimate load of the welded coil nut head.



**1/2" or 3/4" diameter.
1-1/2" to 24" lengths.**

B16 - COIL LOOP INSERT

Dayton Superior B16 Coil Loop Insert Straight is made of a single looped wire strut welded to a helix coil. B16 inserts are available in 1/2", 3/4" and 1" nominal diameter standard or screw-on coil and in various standard lengths. The B16 is also available in other than standard lengths and with a nailing washer face on special order.



**Plain or ElectroGalvanized.
Lengths 3" to 8".**

C24 - PRES-STEEL HALF HANGER

C24 45° Pres-Steel Half Hangers are manufactured with a single 1/2" end section welded to a jogged wire strut and are used where conditions prevent the use of standard double-ended hangers.

Standard Style AC hangers measure 12" from the centerline of the bolt to the end of the strut. This style hanger is designed to be welded to the rebar stirrups of precast concrete bridge beams.

Standard Style AS hangers measure 6" from the centerline of the bolt to the end of the strut. These hangers are designed to be welded to the top surface of steel girders.



**Types C, S, and P for concrete,
steel or precast beams.**

Standard units are 8" long overall with one (1) Stirrup Clip. Stirrup Clips are available for #3 through #8 rebar sizes. Other overall lengths, additional Stirrup Clips and Coil Nuts are available on special order.



220 E. General Robinson St.
Pittsburgh, PA 15212
412-321-3217 412-321-6108 fax

156 N. Washington Road
Apollo, PA 15613
724-727-2772
724-727-2033 fax

4589 State Route 422
Pulaski, PA 16143
724-964-8822
724-964-8823 fax

4636 Benedum Drive
Bridgeport, WV
304-592-3217
304-592-3591 fax

C49 - BRIDGE OVERHANG BRACKET

All Dayton Superior Bridge Overhang Brackets—including C49 Bridge Overhang Brackets—are designed with maximum adjustability to meet the varied overhang forming requirements on either structural steel or precast/prestressed concrete beams. Can easily be mounted to steel beams, precast concrete beams and concrete box beams with the appropriate hanger devices.

SAFE and PRODUCTIVE! Can be easily and quickly preset on the ground and then set in place as needed. If requested, Dayton Bridge Overhang Brackets can be shipped “knocked down” for ease in handling and shipping. Final assembly can be easily accomplished at the job site during the presetting operation.

VERSATILE. Works with structural steel, precast/prestressed or concrete box beams. Lots of accessories available (Extenders, Guardrail Receptacles, Wall Plate Assemblies, etc.)

Designed for deep steel plate girder beams. Accepts C51 Wall Plate Assembly and C52 or C53 Guard Rail receptacles.





220 E. General Robinson St.
Pittsburgh, PA 15212
412-321-3217 412-321-6108 fax

156 N. Washington Road
Apollo, PA 15613
724-727-2772
724-727-2033 fax

4589 State Route 422
Pulaski, PA 16143
724-964-8822
724-964-8823 fax

4636 Benedum Drive
Bridgeport, WV
304-592-3217
304-592-3591 fax

C60 - TYPE 4 - PRES-STEEL HANGER

The C60 Type 4 Pres-Steel Hanger is a heavy duty hanger designed to be used when there is a fillet next to the beam flange. The hanger is manufactured using two 90° end sections that are electrically resistance welded to a 0.440" diameter wire strut. The end clips accepts 1/2" diameter coil rod and/or bolts which along with the coil nuts and washers support the interior formwork loads. Due to the Interlock design of this hanger, it is very important that the user is aware of the exact flange widths prior to ordering hangers. Once on the jobsite, if the flange width is too wide, not allowing the hanger to be positioned on the flange as shown below, the hanger may be used with the Interlock ends pointing up instead of down.

The Interlock portion of the End Clip provides a reaction point that aids in reducing bending of the support bolts when hangers are used on extremely wide flanges.

C64 - PRES-STEEL HANGER

The C64 45° Pres-Steel Hanger consists of a 90° end section and a 45° end section welded to a single wire strut. The Type 4-A is fabricated with a 1/2" 45° end section and a 1/2" 90° end section. Type 4-AN is similar with the exception of the 90° end section is a 3/4" unit. Type 5-AN is similar to the 4-A but has a 3/4" 90° end section and a 3/4" 45° end section. The C64 hangers work well on bridge rehab projects, bridge widening jobs and other similar construction where only exterior formwork support is required. Two appropriate sized B13 Hex Nuts are included with each hanger. The actual safe working load of the C64 hangers is highly dependent on the strength of the weld stud, as well as the strength of the weld itself. The safe working load is based on the use of a properly welded 3/4" diameter stud with a minimum tensile strength of 55,000 psi.



Types 1, 1A, 1-1A Combo, 1-4A Combo, 2, 3, 4, 7, 7A, 8, and 9A available.



**Types 4A, 4AN, 9AN available.
For use with welded stud.**



220 E. General Robinson St.
Pittsburgh, PA 15212
412-321-3217 412-321-6108 fax

156 N. Washington Road
Apollo, PA 15613
724-727-2772
724-727-2033 fax

4589 State Route 422
Pulaski, PA 16143
724-964-8822
724-964-8823 fax

4636 Benedum Drive
Bridgeport, WV
304-592-3217
304-592-3591 fax

D12 - ROD CLAMPS

The D12 - Rod Clamps are cast malleable iron clamps used with smooth or deformed 1/4", 3/8" and 1/2" rod to tie forms. The rod is clamped securely by a bolt or nut/bolt combination. Nail holes are provided to affix the clamp to the wales. For an additional safety measure, Dayton Superior recommends bending the rod approximately 90 degrees behind the clamp (see application sketch).

APPLICATION

D12 Rod Clamp is used effectively on all types of forming requirements, especially suited for battered or curved wall applications.



1/4" or 3/8" nominal diameter.

D101 DOWEL IN

The Dayton Superior Dowel-In is available Straight (D101), 90° and 180° Hooked (D102 and D103) and Double-Ended (D104). Each is manufactured from deformed rebar material and is available in rebar sizes #4 through #11. The threaded end of the Dowel-In is enlarged by forging, before threading, to ensure that the cross-sectional area of the bar is not reduced by the threading operation. This design feature assures full ultimate strength of the rebar. Dowel-Ins are configured to facilitate easy installation and can be easily assembled by hand.



Plain or epoxy coated.

APPLICATION

Used to splice rebar in slab mats, column cages, walls, segmental pours etc.

D101A - STRAIGHT DOWEL BAR SPLICER

The Dowel Bar Splicer is a one-piece unit, integrally forged from ASTM A615 grade 60 deformed rebar material. The splicers are available in #4 through #11 rebar sizes to be used in conjunction with the corresponding size dowel-in to accomplish a mechanical splice designed to achieve 160% of specified yield (full mechanical ultimate). The splicer can be furnished straight (D101A) cut to length, 90° and 180° hooked (D102A and D103A) and double-ended (D104A) in plain or epoxy coated finish. The splicer can also be special-ordered with a reduced diameter washer flange or with the washer flange clipped (in more than one direction, if required) to provide adequate concrete cover, or to avoid interference. The D104A Double-Ended Dowel Bar Splicer is used to establish a direct load path through a concrete section, thus avoiding multiple hooked rebar and eliminating rebar congestion. The double-ended unit can be configured in a "U" shape for special applications.

D102A 90° DOWEL BAR

Similar to D101 Dowel-In, but with a 90° bend. Plain or epoxy coated.



220 E. General Robinson St.
Pittsburgh, PA 15212
412-321-3217 412-321-6108 fax

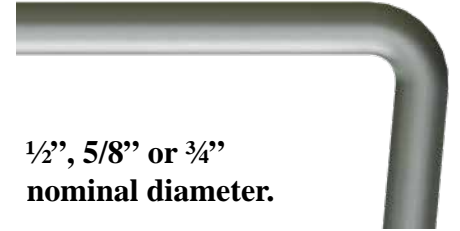
156 N. Washington Road
Apollo, PA 15613
724-727-2772
724-727-2033 fax

4589 State Route 422
Pulaski, PA 16143
724-964-8822
724-964-8823 fax

4636 Benedum Drive
Bridgeport, WV
304-592-3217
304-592-3591 fax

D1LA - HOOK BOLTS

Hook Bolts are used with She-Bolts in concrete forming applications. The standard hook wraps around rebar or other steel to allow for blind wall forming. Available with 1/2 inch or 3/4 inch Coil or NC threads.

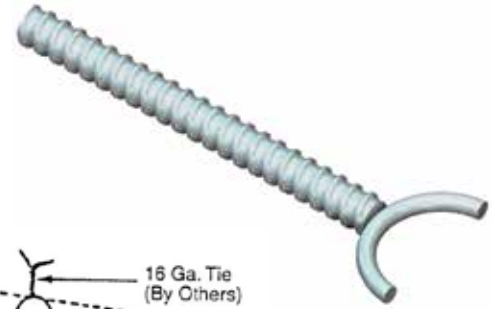


1/2", 5/8" or 3/4"
nominal diameter.

G1 - PIPE HOLDER

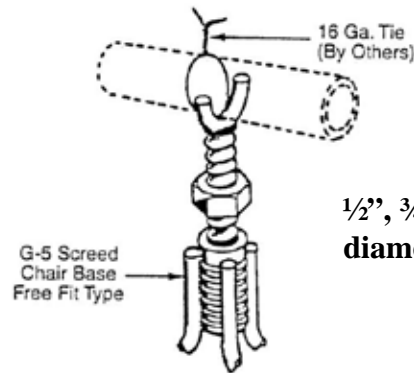
Dayton Superior G1 Pipe Holder is designed to be used with 1/2" or 3/4" screed chairs to support pipe screed bars.

1-1/2" to 12" lengths for 1/2" thread, 3" to 6" for 3/4" thread.



G5 - SCREED CHAIR BASE, FREE FIT TYPE

Any Dayton Superior screed chair or base can be furnished with an oversize, slip-fit ferrule. This arrangement allows for adjustment without turning the base or the cradle head. Adjustment is obtained by turning the jam nut. The free-fit feature is especially useful when it is desirable to weld the screed base to steel sub-structures.



1/2", 3/4", 1" and 1-1/4"
diameters.

G14 - HEAVY DUTY SCREED HOLDERS

G14 Heavy Duty Screed Holders consist of a rolled steel plate welded to a length of 1" diameter coil rod. The G14 screed holder is used with a free-fit screed base to support screed pipe of various sizes. The "open style" is fabricated from grade 11 gauge steel and is limited to 2" O.D., or smaller, pipe. The "Closed style" is fabricated from 1/4" steel and is fitted with two 3/8" diameter set screws. The closed style holder can accommodate screed pipe up to 3" O.D.

Lengths 4-1/4" to 9-3/4". One B13 Coil Nut included.



G16 - HEAVY DUTY SCREED CHAIR BASE

Dayton Superior G16 Heavy Duty Screed Chair Base is a rigid support designed for heavy vibratory screed applications.

Heights 3-1/2", 5-1/2" and 8-1/2" for 1" diameter Coil style. Heights 3-1/2", 5-1/2", 7-1/2" and 8-1/2" for 1" diameter Free-fit sleeve style.





220 E. General Robinson St.
Pittsburgh, PA 15212
412-321-3217 412-321-6108 fax

156 N. Washington Road
Apollo, PA 15613
724-727-2772
724-727-2033 fax

4589 State Route 422
Pulaski, PA 16143
724-964-8822
724-964-8823 fax

4636 Benedum Drive
Bridgeport, WV
304-592-3217
304-592-3591 fax

HD 25 VO

HD 25 VO is a high strength mortar containing portland cement, special polymers and accelerators to provide an accelerated strength gain and set time. HD 25 VO is a single component trowelable material formulated for vertical and overhead repairs of concrete. HD 25 VO is a specially formulated dry, cementitious product that needs only water for mixing.

- * Ideal for vertical and overhead applications
- * Built in bonding agent/polymer modified
- * Can be shaped and molded
- * Fast setting, 4,000 psi (27.6 MPa) in 24 hrs
- * One component, just add water
- * Excellent bond strength
- * Compatible with the thermal expansion of concrete



HD 50

HD 50 is a fast setting, fiber reinforced, latex-modified, heavy duty, one component concrete repair material requiring only water to mix and apply. HD 50 is a cement based compound having similar characteristics to normal portland cement mixes and is compatible with portland cement concrete.

- * Can be opened to use or traffic within 60 minutes.
- * High compressive strength quickly – over 2,000 psi in one hour.
- * Resists salt penetration and damage from freeze/thaw cycles.
- * Contains no chlorides or magnesium phosphate.
- * Meets ASTM C-928; Specification for Very Rapid Hardening Cementitious Repair Materials.
- * Non Corrosive. Compatible with portland cement concrete.
- * Aggregate extension – Up to 60% on repairs greater than 2 inches (5cm) deep.





220 E. General Robinson St.
Pittsburgh, PA 15212
412-321-3217 412-321-6108 fax

156 N. Washington Road
Apollo, PA 15613
724-727-2772
724-727-2033 fax

4589 State Route 422
Pulaski, PA 16143
724-964-8822
724-964-8823 fax

4636 Benedum Drive
Bridgeport, WV
304-592-3217
304-592-3591 fax

LEVEL TOPPING™ EXTERIOR

Level Topping™ Exterior is a premium cement based, nonshrink, self-leveling topping designed for leveling horizontal concrete. Level Topping Exterior only requires the addition of water to produce a flowable mixture that can be poured or pumped onto the floor. Level Topping is not a gypsum based product.

- * Topping designed for interior & exterior use
- * Portland Cement based
- * Walkable in 4 hours
- * Drive on it in 24 hours
- * Pourable / pumpable
- * Excellent bonding
- * Non-shrink
- * High compressive strength

USE

Level Topping Exterior can be used to resurface sound, properly prepared concrete surfaces. It can be used on new construction projects to correct rough or unfinished concrete and to level uneven concrete slabs.

On restoration projects, use Level Topping Exterior to produce a hard even finish over old concrete. Typical areas of use include walkways, balconies, patios, driveways, garage floors, loading docks, and parking decks. Level Topping Exterior is appropriate for use for foot and rubber wheeled traffic for interior or exterior applications. Walkable in 4 hours; Drive on it in 24 hours; flowable and pumpable for better productivity.

Level Topping Exterior can be applied in thicknesses ranging from 1/4" to 1" neat and up to 3" extended with clean 3/8" pea gravel.

